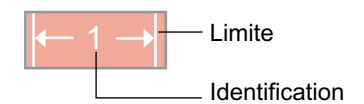


Figure 3
 Caractérisation du ruisseau

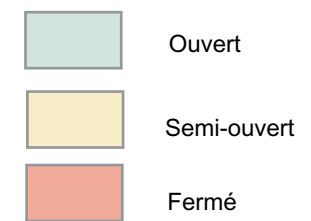


Légende

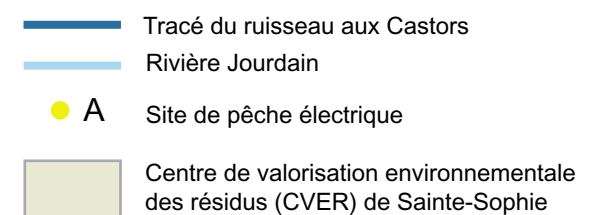
Délimitation des tronçons



Type de milieu



Autres informations



Échelle : 1:14 000